

TECH BULLETIN 119



Pressure Sensitive Regulating Unloader

Piston Stem O-Rings of Models 7693 and 7694

A design change was made to the piston stem, o-rings and backup-rings located at the stem end of the piston stem. To improve the ease of servicing of pressure sensitive regulating unloaders models 7693 and 7694. The design improvement changed the piston stem to a new part number, which then required changing the existing o-ring and seal ring (quantity of one each), to two (2) backup-rings and one (1) o-ring. This change also eliminated the need for the special insert tool.

To determine the configuration of unloader, use figure #1 to verify the date stamp on the unloader. Another way is to use the two views as provided to determine the combination of o-rings and backup-rings.

Use the table to determine previous and current part numbers. The old and new parts cannot be interchanged; replace with a new piston stem and o-ring/backup-rings as a new set.

Date Stamp Location

Read as week/year

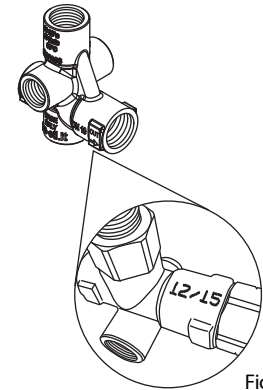


Figure #1

PREVIOUS PART NUMBERS

ITEM NUMBER	DESCRIPTION	PART NUMBER	QTY
412	Stem, Piston	31537	1
429	O-Ring	See Kit	1
430	Seal, Ring	See Kit	1
467	Tool, Inserter	997567	1
468	Kit, O-Ring (NBR)	76740	1
	Kit, O-Ring (FPM)	76741	1
470	Kit, Repair	76036	1

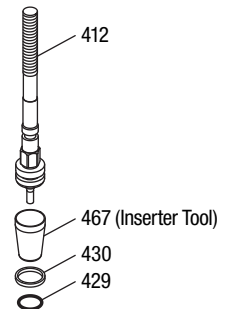
CURRENT PART NUMBERS

ITEM NUMBER	DESCRIPTION	PART NUMBER	QTY
412	Stem, Piston	39727	1
429	O-Ring	See Kit	1
430	Backup-Ring	See Kit	2
467	Not applicable	NA	—
468	Kit, O-Ring (NBR)	76787	1
	Kit, O-Ring (FPM)	76760	1
470	Kit, Repair	39697	1

Previous Design

(Prior to week 4, 2015-7693)

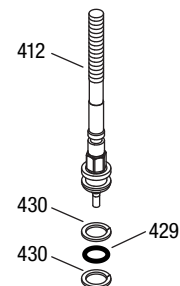
(Prior to week 12, 2015-7694)



Current Design

(After week 4, 2015-7693)

(After week 12, 2015-7694)



Cat Pumps

Technical Services Department

99TCH119 Rev A 5/16