

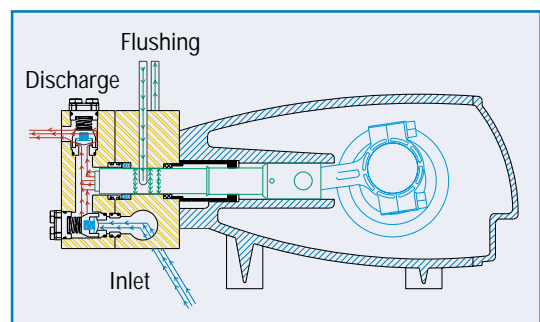
Flushed Pumps

• **LONGER SEAL LIFE** • **GREATLY REDUCED MAINTENANCE**

CAT PUMPS offers a complete line of flushed pumps. These flushed pumps feature a special ported inlet manifold that permits an external flush liquid. This flushed liquid provides cooling when pumping high temperature liquids and added lubrication with low lubricity liquids such as CO₂ and DI water. The flush greatly enhances seal life beyond our historic seal longevity and greatly reduces maintenance costs.



- The flushed manifold family of pumps are designed for intense, **continuous-duty applications** needing cooling or added lubrication.
- All models offer a **near maintenance-free operation** and incorporate the standard long-life components found in all CAT PUMPS.
- All flushed pumps feature 316SS or 316L **corrosion resistant manifolds** for strength and durability.
- Custom **Power Units** with flushed pumps are built to your specifications and available with short lead times.



1681 94th Lane NE, Minneapolis, MN 55449 P: 763-780-5440 FAX: 763-780-2958 e-mail: techsupport@catpumps.com

www.catpumps.com

The Complete Family of Flushed Pumps

316 Stainless Steel Flushed Pumps for Maximum Life and Minimum Maintenance



311C 4 GPM @ 2000 PSI
661C 10 GPM @ 3000 PSI
1051C 10 GPM @ 2200 PSI




1861K 10 GPM @ 3000 PSI




2831K 21 GPM @ 1200 PSI



781K 4.5 GPM @ 5000 PSI




3521C 23 GPM @ 2000 PSI
3531C 36 GPM @ 1200 PSI
3541C 45 GPM @ 1000 PSI




3801K 9 GPM @ 5000 PSI
3811K 14 GPM @ 3000 PSI



3821K 23 GPM @ 2000 PSI
3831K 36 GPM @ 1200 PSI
3841K 45 GPM @ 1000 PSI



6801K 15 GPM @ 7000 PSI
6811K 15 GPM @ 5000 PSI
6821K 25 GPM @ 3000 PSI
6831K 40 GPM @ 2300 PSI



6841K 48 GPM @ 2000 PSI
6861K 60 GPM @ 1200 PSI

Call for optional Brass Flushed Pumps



1681 94th Lane NE, Minneapolis, MN 55449 P: 763-780-5440 FAX: 763-780-2958 e-mail: techsupport@catpumps.com

www.catpumps.com