

5CP Plunger Pump

Models **5CP3120**
5CP3120G1, 5CP3130G1
5CP5120, 5CP5150G1
5CP6120, 5CP6120G1

FEATURES

Superior Design

- Triplex plunger design gives smoother liquid flow.
- Hi-Pressure Seals or V-Packings are completely lubricated and cooled by the liquid being pumped.
- Inlet and discharge valve assemblies interchange for easier maintenance.
- Lubricated Lo-Pressure Seals provides double protection against external leakage.
- Oil bath crankcase assures optimum lubrication.
- Close tolerance concentricity of the ceramic plunger maximizes seal life.

Quality Materials

- Precision design 304 stainless steel valves and seats are hardened and polished for ultimate seating and extended valve life.
- Forged brass manifolds for strength and corrosion resistance.
- Special concentric, high-density, polished, solid ceramic plungers provide a true wear surface and extended seal life.
- Specially formulated, CAT PUMP exclusive, Hi-Pressure Seals or V-Packings offer unmatched performance and seal life.
- Die cast aluminum crankcase provides high strength, minimum weight and precision tolerance control.
- Chrome-moly crankshaft gives unmatched strength and surface hardness.
- Oversized crankshaft bearings with greater loading capacity mean longer bearing life.

Easy Maintenance

- Convenient "press-in" style seal case for ease in servicing.
- Wet-end is easily serviced without entering crankcase, requiring less time and effort.
- Valve assemblies are accessible without disturbing piping, for quick service.
- Preset packings mean no packing gland adjustment is necessary, reducing maintenance costs.

SPECIFICATIONS

	U.S.	Metric	U.S.	Metric
MODEL	5CP3120 and 5CP3120G1		5CP3130G1	
Flow	4.5 GPM	(17 L/M)	3.8 GPM	(14.3 L/M)
Pressure Range	100-3500 PSI	(7-245 BAR)	100-3500 PSI	(7-245 BAR)
RPM	1645 RPM	(1645 RPM)	3200 RPM	(3200 RPM)
Bore	0.630"	(16 mm)	0.630"	(16 mm)
Stroke	0.709"	(18 mm)	0.650"	(16.5 mm)
Weight	20.02 lbs.	(9.1 kg)	20.02 lbs.	(9.1 kg)
MODEL	5CP5120		5CP5150G1	
Flow	5.0 GPM	(19 L/M)	5.0 GPM	(19 L/M)
Pressure Range	100-3000 PSI	(7-210 BAR)	100-3000 PSI	(7-210 BAR)
RPM	1415 RPM	(1415 RPM)	3200 RPM	(3200 RPM)
Bore	0.709"	(18 mm)	0.709"	(18 mm)
Stroke	0.709"	(18 mm)	.650"	(16.5 mm)
Weight	20.02 lbs.	(9.1 kg)	20.02 lbs.	(9.1 kg)
MODEL	5CP6120		5CP6120G1	
Flow	6.0 GPM	(23 L/M)	6.7 GPM	(25 L/M)
Pressure Range	100-1600 PSI	(7-110 BAR)	100-1600 PSI	(7-110 BAR)
RPM	1400 RPM	(1400 RPM)	3200 RPM	(3200 RPM)
Bore	0.787"	(20 mm)	0.787"	(20 mm)
Stroke	0.709"	(18 mm)	0.709"	(18 mm)
Weight	20.02 lbs.	(9.1 kg)	20.02 lbs.	(9.1 kg)

COMMON SPECIFICATIONS

Inlet Press. Range (3120-5150G1)	-2.5 to 60 PSI	(-2 to 4 BAR)
Inlet Press. Range (6120, 6120G1)	Flooded to 60 PSI	(Flooded to 4 BAR)
Crankcase Capacity	17 oz.	(0.51 L)
Max. Liquid Temperature	160°F	(71°C)
Above 130°F call CAT PUMPS for inlet conditions and elastomer recommendations.		
Inlet Ports (2)	1/2" NPTF	(1/2" NPTF)
Discharge Ports (2)	3/8" NPTF	(3/8" NPTF)
Shaft Diameter	0.787"	(20 mm)
Dimensions (3120-5150)	10.35 x 10.0 x 5.78"	(263 x 254 x 147 mm)
Dimensions (6120)	10.82 x 10.0 x 5.78"	(275 x 254 x 147 mm)

ELECTRIC HORSEPOWER REQUIREMENTS

MODEL	FLOW		PRESSURE						MOTOR PULLEY SIZE	
	U.S. GPM	L/M	PSI 1200	PSI 1600	PSI 2000	PSI 2500	PSI 3000	PSI 3500	RPM	Pulley O.D.
3120	4.5	17	3.7	4.9	6.2	7.7	9.3	10.8	1645	7.5
3120G1	4.5	17	3.7	4.9	6.2	7.7	9.3	10.8	3200	Gearbox
3130G1	3.8	14.3	3.1	4.2	5.2	5.9	7.8	9.1	3200	Gearbox
5120	5.0	19	4.1	5.5	6.9	8.6	10.3	N/A	1415	6.5
5150G1	5.0	19	4.1	5.5	6.9	8.6	10.3	N/A	3200	Gearbox
6120	6.0	23	4.9	6.6	N/A	N/A	N/A	N/A	1400	6.4
6120G1	6.7	25	5.5	7.3	N/A	N/A	N/A	N/A	3200	Gearbox

DETERMINING THE PUMP R.P.M.	<u>Rated G.P.M.</u>	=	<u>"Desired" G.P.M.</u>
DETERMINING THE REQUIRED H.P.	<u>Rated R.P.M.</u>	=	<u>"Desired" R.P.M.</u>
DETERMINING MOTOR PULLEY SIZE	<u>GPM x PSI</u>	=	<u>Electric Brake</u>
	1460	=	<u>H. P. Required</u>
DETERMINING MOTOR PULLEY SIZE	<u>Motor Pulley O.D.</u>	=	<u>Pump Pulley O.D.</u>
	<u>Pump R.P.M.</u>	=	<u>Motor R.P.M.</u>

See complete Drive Packages [Incls: Pulleys, Belts, Hubs, Key] Tech Bulletin 003.
 Refer to pump **Service Manual** for repair procedure, additional technical information and **pump warranty**.

WARNING

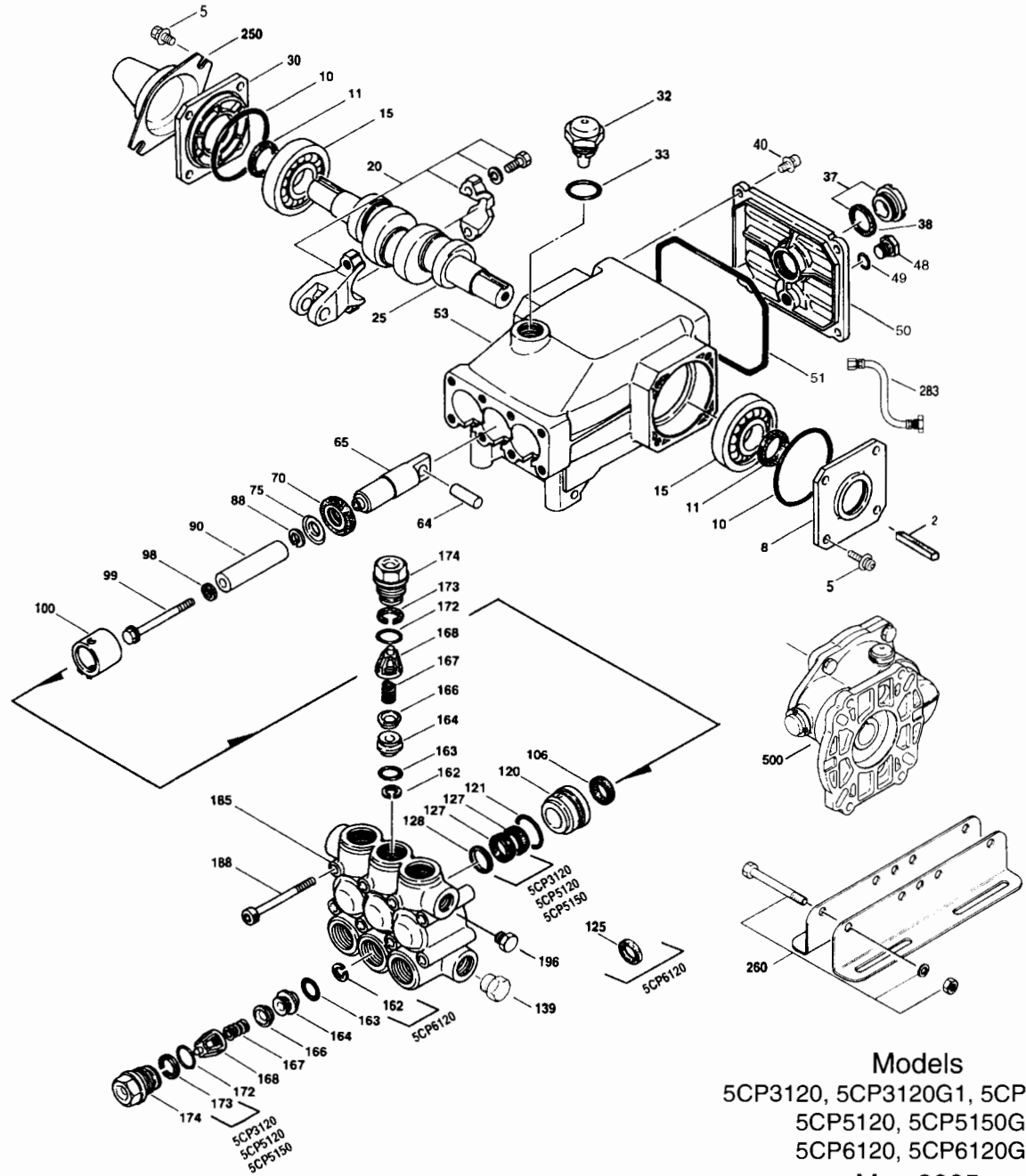
All systems require both a primary pressure regulating device (i.e., regulator, unloader) and a secondary pressure safety relief device (i.e., pop-off valve, safety valve). Failure to install such relief devices could result in personal injury or damage to the pump or to system components. CAT PUMPS does not assume any liability or responsibility for the operation of a customer's high pressure system.

"Customer confidence is our greatest asset"

PARTS LIST

ITEM	5CP3120		5CP5120		5CP6120		DESCRIPTION	QTY
	5CP3120G1	MATL	5CP5120G1	MATL	5CP6120G1	MATL		
2	30057	STL	30057	STL	30057	STL	Key (M6x6x25)	1
5	96031	STZP	96031	STZP	96031	STZP	Screw, Sems HHC (M8x16)	8
8	46910	AL	46910	AL	46910	AL	Cover, Bearing	2/1
10	14028	NBR	14028	NBR	14028	NBR	O-Ring, Bearing Cover - 70D	2
11	43222	NBR	43222	NBR	43222	NBR	Seal, Oil, Crankshaft	2
15	14480	STL	14480	STL	14480	STL	Bearing, Ball	2
20	48742	TNM	48742	TNM	48742	TNM	Rod, Connecting Assy [10/01]	3
25	46928	FCM	46928	FCM	46928	FCM	Crankshaft, Dual End - 3120, 5120, 6120 6120G1	1
	48233	FCM	—	—	—	—	Crankshaft, Single End - 3120G1	1
	48368	FCM	48368	FCM	—	—	Crankshaft, Single End - 3130G1, 5150G1	1
30	48224	AL	48224	AL	—	—	Cover, Bearing Blind	1
32	46798	—	46798	—	46798	—	Cap, Oil Filler, Domed	1
33	14179	NBR	14179	NBR	14179	NBR	O-Ring, Oil Filler Cap - 70D	1
37	92241	—	92241	—	92241	—	Gauge, Oil, Bubble w/Gasket - 80D	1
38	44428	NBR	44428	NBR	44428	NBR	Gasket, Flat, Oil Gauge - 80D	1
40	92519	STZP	92519	STZP	92519	STZP	Screw, Sems HHC (M6x16)	4
48	25625	STCP	25625	STCP	25625	STCP	Plug, Drain (1/4"x19BSP)	1
49	23170	NBR	23170	NBR	23170	NBR	O-Ring, Drain Plug - 70D	1
50	46940	AL	46940	AL	46940	AL	Cover, Rear	1
51	14044	NBR	14044	NBR	14044	NBR	O-Ring, Rear Cover	1
53	48617	AL	48617	AL	48617	AL	Crankcase	1
64	46746	CM	46746	CM	46746	CM	Pin, Crosshead	3
65	48458	BBNP	48458	BBNP	48458	BBNP	Rod, Plunger	3
70	46838	NBR	46838	NBR	46838	NBR	Seal, Oil, Crankcase - 70D	3
75	43900	S	43328	S	43328	S	Slinger, Barrier	3
88	45697	S	45697	S	45697	S	Washer, Keyhole (M18)	3
90	46884	CC	—	—	—	—	Plunger (M16x50)	3
	—	—	46893	CC	—	—	Plunger (M18x50)	3
	—	—	—	—	46841	CC	Plunger (M20x50)	3
98	46730	NBR	46730	NBR	46730	NBR	Washer, Seal - 90D	3
	48394	FPM	48394	FPM	48394	FPM	Washer, Seal - 90D	3
	48432	EPDM	—	—	—	—	Washer, Seal	3
99	48201	SSL	48201	SSL	48201	SSL	Retainer, Plunger w/Stud (M6)	3
100	46749	PVDF	46749	PVDF	46749	PVDF	Retainer, Seal	3
106	43316	NBR	43243	NBR	43305	NBR	Seal, LPS w/S-Spg	3
	106660	FPM	—	—	—	—	Seal, LPS w/S-Spg	3
	—	—	44926	FPM	45153	FPM	Seal, LPS w/SS-Spg	3
	49134	EPDM	—	—	—	—	Seal, LPS w/S-Spg	3
120	46888	BB	46896	BB	46843	BB	Case, Seal (Press-in-style)	3
121	13978	NBR	13978	NBR	13978	NBR	O-Ring, Seal Case - 70D	3
	14329	FPM	14329	FPM	14329	FPM	O-Ring, Seal Case	3
	48904	EPDM	—	—	—	—	O-Ring, Seal Case	3
125	—	—	—	—	43307	SNG	Seal, HPS w/S	3
	—	—	—	—	44936	FPM	Seal, HPS w/SS	3
	—	—	—	—	46667	HT	Seal, HPS w/S	3
127	43319	PTFE	44549	SNG	—	—	V-Packing	6
	46287	HT*	45617	SFG	—	—	V-Packing	6
	—	—	48300	STG	—	—	V-Packing	6
128	46618	NY	45618	BB	—	—	Adapter, Male	3
139	22179	BBCP	22179	BBCP	22179	BBCP	Plug, Inlet (1/2"NPT)	1
162	—	—	—	—	43248	PTFE	Back-up-Ring, Seat	6
163	17547	NBR	17547	NBR	43249	NBR	O-Ring, Seat	6
	11685	FPM	11685	FPM	44383	FPM	O-Ring, Seat	6
	46648	EPDM	—	—	—	—	O-Ring, Seat - 70D	6
164	45790	S	45790	S	43722	S	Seat	6
166	46429	S	46429	S	43721	S	Valve	6
167	43750	S	43750	S	43751	S	Spring	6
168	44565	PVDF	44565	PVDF	44564	PVDF	Retainer, Spring	6
172	17549	NBR	17549	NBR	17617	NBR	O-Ring, Valve Plug	6
	26996	FPM	26996	FPM	11691	FPM	O-Ring, Valve Plug	6
	49133	EPDM	—	—	—	—	O-Ring, Valve Plug	6
173	48365	D	48365	D	—	—	Back-up-Ring, Valve Plug	6
174	45900	BB	45900	BB	118676	BBCP	Plug, Valve	6
185	46886	FBB	46895	FBB	48248	FBB	Manifold, Head	1
188	87872	STZP	87872	STZP	87872	STZP	Screw, HSH (M8x70)	8
196	22187	BBCP	22187	BBCP	22187	BBCP	Plug, Discharge (3/8"NPT)	1
250	118672	STCP	118672	STCP	118672	STCP	Protector, Shaft	1
255	30243	STZP	30243	STZP	30243	STZP	Mount, Direct	1
260	30611	STZP	30611	STZP	30611	STZP	Assembly, Angle Rail - B (Incls: 28499, 30900, 30910, 30920) (Belt Drive Only)	1
	30637	STZP	30637	STZP	30637	STZP	Mount, Angle Assy-Retro Fit	1
265	30659	—	30659	—	30659	—	Kit, Complete Mounting (Incls: 30611, 30633, 118672) (Belt Drive Only)	1
275	30944	STL	30944	STL	30944	STL	Hub & Key Assy (M20 w/M6 Keyway) [See Drive Packages, Tech Bulletin 003]	1

EXPLODED VIEW



Models

5CP3120, 5CP3120G1, 5CP3130G1
 5CP5120, 5CP5150G1
 5CP6120, 5CP6120G1

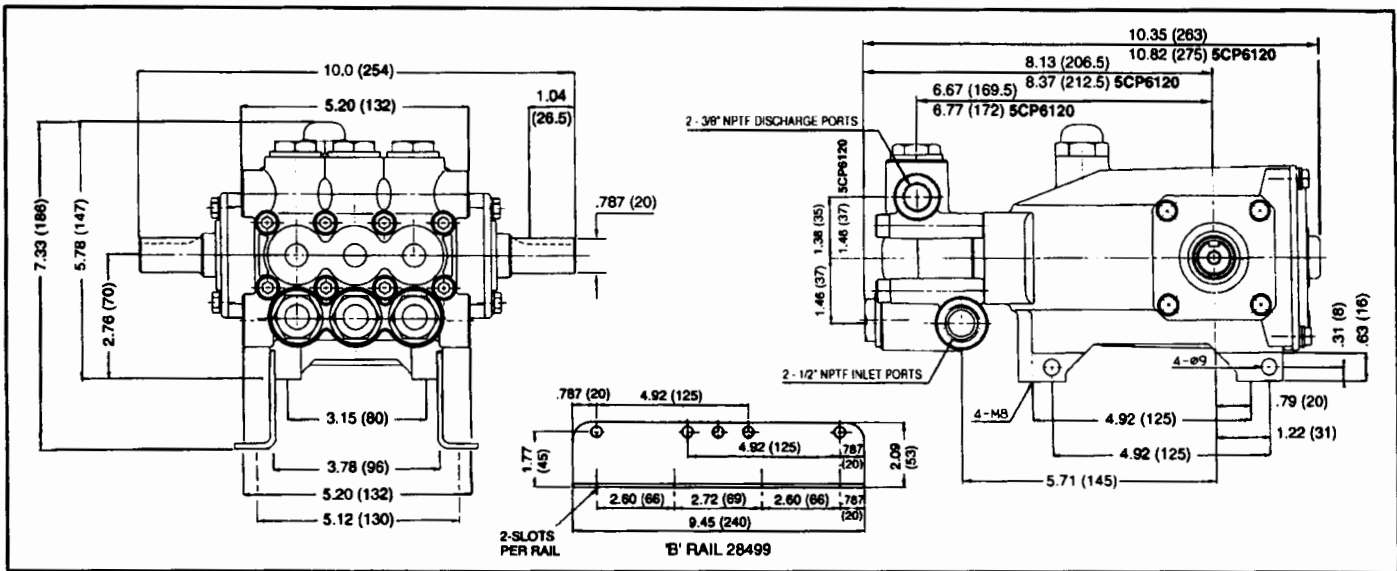
May 2005

	5CP3120		5CP5120		5CP6120			
	5CP3120G1		5CP5150G1		5CP6120G1			
	5CP3130G1	MATL	5CP5130G1	MATL	5CP6130G1	MATL		
283	34334	—	34334	—	34334	—	Kit, Oil Drain	1
299	814843	FBB	814844	FBB	816666	FBB	Head, Complete	1
300	33629	NBR	33630	NBR	33628	NBR	Kit, Seal (Incls: 98,106,121,125,127)	1
	31340	FPM*	31350	FPM	31628	FPM	Kit, Seal (Incls: 98,106,121,125,127)	1
	31665	HT	—	—	31638	HT	Kit, Seal (Incls: 98,106,121,125,127)	1
	31730	EPDM	—	—	—	—	Kit, Seal (Incls: 98,106,121,127)	1
310	33060	NBR	33060	NBR	30820	NBR	Kit, Valve (Incls: 162,163,164,166,167,168,172,173)	2
	31345	FPM	31345	FPM	31263	FPM	Kit, Valve (Incls: 162,163,164,166,167,168,172,173)	2
	31735	EPDM	—	—	—	—	Kit, Valve (Incls: 163,164,166,167,168,172,173)	2
350	30696	STZP	30696	STZP	30696	STZP	Pliers, Reverse	1
400	7665	BB	7665	BB	7665	BB	Modular Unloader (See Individual Data Sheet)	1
500	8076-8077	—	8076-8077	—	8076-8077	—	Gearbox (See Individual Data Sheet)	1
—	6107	—	6107	—	6107	—	Oil, Bottle (21 oz.) ISO 68 Multi-viscosity Hydraulic (Fill to specified crankcase capacity prior to start-up)	1

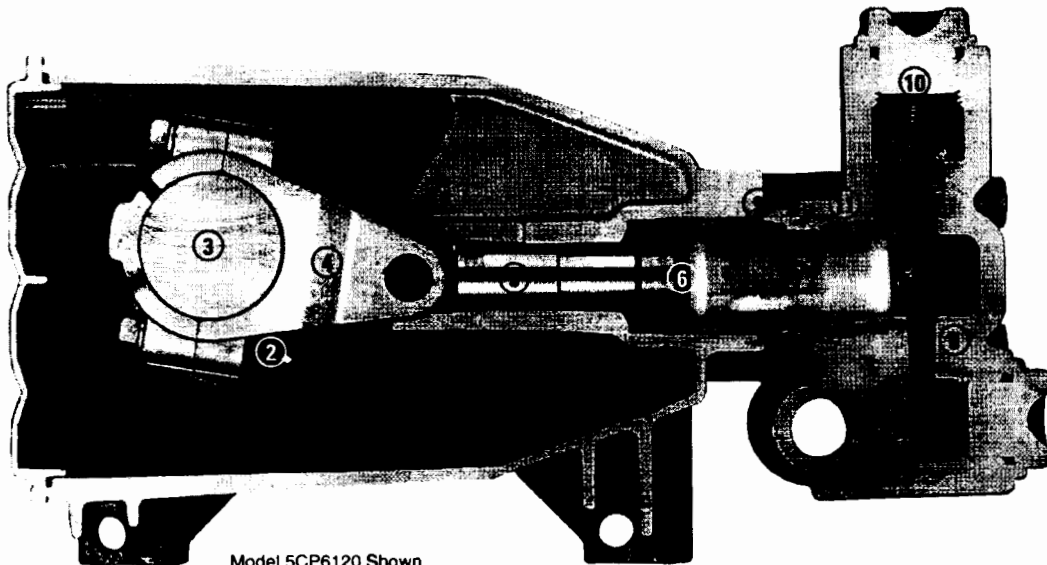
Bold print part numbers are unique to a particular pump model. Italics are optional items. ♦ Silicone oil/grease required.

[] Date of latest production change. *Review material codes for individual items (HT generally may be used as alternate).

See Tech Bulletins 002, 003, 024, 036, 043, 053, 060, 061, 064, 073, 074, 077, 078, 083 and 092 for additional information. Add .3 for the Hi-Temp model.
 MATERIAL CODES (Not Part of Part Number): AL=Aluminum BB=Brass BBCP=Brass/Chrome Plated BBNP=Brass/Nickel Plated CC=Ceramic CM=Chrome-moly
 D=Acetal FBB=Forged Brass FCM=Forged Chrome-moly FPM=Fluorocarbon HS=High Strength HT=Hi-Temp (EPDM Alternative) NBR=Medium Nitrile (Buna-N) NY=Nylon
 PTFE=Pure Polytetrafluoroethylene PVDF=Polyvinylidene Fluoride S=304SS SFG=Special Blend FPM SNG=Special Blend (Buna) SSL=316SS/Low Carbon
 STG=Special Blend PTFE White STL=Steel STCP=Steel/Chrome Plated STZP=Steel/Zinc Plated TNM=Special High Strength



Models 5CP3120, 5CP5120, 5CP6120



Model 5CP6120 Shown

- 1 Die cast aluminum **crankcase** means high strength, lightweight, and excellent tolerance control.
- 2 Oversized crankshaft **bearings** provide extended bearing life and pump performance.
- 3 Chrome-moly **crankshaft** provides unmatched strength and surface hardness for long life.
- 4 Matched high strength **connecting rods** noted for strength and superior bearing quality.
- 5 The **plunger rods** with hardened surfaces offer wear resistance and Zamak cross-heads for high load capacity.
- 6 The stainless steel **slinger** provides back-up protection for the crankcase seal, keeping pumped liquids out of the crankcase.
- 7 Special concentric, highdensity, polished, solid ceramic **plungers** provide a true wear surface and extended seal life.
- 8 **Manifolds** are a high tensile strength forged brass for long term, continuous duty.
- 9 100% **wet seal** design adds to service life by allowing pumped liquids to cool and lubricate on both sides of the seals.
- 10 Stainless steel **valves, seats and springs** provide corrosion-resistance, ultimate seating and extended life.
- 11 Specially formulated, CAT PUMP exclusive, **Hi-Pressure Seals or V-Packings** offer unmatched performance and seal life.
- 12 Press-in style **seal case** offers alignment and support for seals and "no tools" servicing.

Products described hereon are covered by one or more of the following U.S. patents 3558244, 3652188, 3809508, 3920356, 3930756 and 5035580

World Headquarters

CAT PUMPS

1681 - 94th Lane N.E. Minneapolis, MN 55449-4324

Phone (763) 780-5440 — FAX (763) 780-2958

e-mail: techsupport@catpumps.com

www.catpumps.com

International Inquiries

FAX (763) 785-4329

e-mail: intisales@catpumps.com



The Pumps with Nine Lives

CAT PUMPS (U.K.) LTD.

1 Fleet Business Park, Sandy Lane, Church Crookham, Fleet

Hampshire GU52 8BF, England

Phone Fleet 44 1252-622031 — Fax 44 1252-626655

e-mail: sales@catpumps.co.uk

N.V. CAT PUMPS INTERNATIONAL S.A.

Heiveldekens 6A, 2550 Kontich, Belgium

Phone 32-3-450.71.50 — Fax 32-3-450.71.51

e-mail: cpi@catpumps.be www.catpumps.be

CAT PUMPS DEUTSCHLAND GmbH

Buchwiese 2, D-65510 Idstein, Germany

Phone 49 6126-9303 0 — Fax 49 6126-9303 33

e-mail: catpumps@t-online.de www.catpumps.de